

## PRELIMINARY INVESTIGATIONS ON STOCK ANALYSIS OF TIGERTOOTH CROAKER (*OTOLITHES RUBER*) FROM BALOCHISTAN COAST, PAKISTAN

A. Baloch<sup>1</sup>, K. Zhang<sup>2</sup>, M. A. Kalhoro<sup>\*1</sup>, A. M. Memon<sup>3</sup>, M. T. Kalhoro<sup>1</sup>, M. A. Buzdar<sup>1</sup>, M. Shafi<sup>1</sup>, F. Saeed<sup>1</sup>, M. Sohail<sup>1</sup> and S. Razaq<sup>1</sup>

<sup>1</sup>Faculty of Marine Sciences, Lasbela University of Agriculture, Water and Marine Sciences, Uthal, Balochistan, Pakistan

<sup>2</sup>South China Sea Fisheries Research Institute, Chinese Academy of Fishery Sciences, Guangzhou, China

<sup>3</sup>Sindh Fisheries Department, Hyderabad, Sindh, Pakistan

\*Corresponding author's email: muhsanabbasi@yahoo.com

### ABSTRACT

Length-weight relationship, growth and mortality rate parameters of Tigertooth croaker (*Otolithes ruber*) were estimated using length-weight and data length frequency distributions, samples gathered from different fish landing sites of Balochistan coast, Pakistan. A total of 278 pairs of length-weight relationship and 4062 samples of length frequency distribution were measured during current study. Length-weight relationship was at  $a = 0.016$ ,  $b = 2.829$  ( $R^2 = 0.969$ ). ELEFAN method was used to evaluate the growth rate where  $L_{\infty} = 34.65$  cm and  $K = 0.83$  yr<sup>-1</sup> and  $t_0 = -0.185$ , growth performance index was at 2.608 yr<sup>-1</sup>. Length converted catch curve was used to estimate total mortality which was  $Z = 3.18$  yr<sup>-1</sup>, whereas, fishing and natural death of fish evaluated at 1.465, 2.171 yr<sup>-1</sup> respectively, however, exploitation rate (E) was at 0.682 yr<sup>-1</sup>. Pursuant to Gulland (1971, 1979) exploitation rate would be less than 0.5 and Patterson (1992) reported exploitation rate may retained at 0.4 level for sustainable fishery resources. Considering above facts, stock of *O. ruber* from Pakistani waters (Balochistan coast) is in overexploitation state. It may be suggested to government agencies to initiate rules and regulations to sustain the stock of this fishery from Pakistani waters for future.

**Keywords:** Stock analysis, *Otolithes ruber*, fishery resources, Pakistan.

<https://doi.org/10.36899/JAPS.2020.5.0149>

Published online June 25, 2020

### INTRODUCTION

Pakistani waters are situated at northern side of Arabian Sea, exclusive Economic Zone (EEZ) consisting upon 250000 km<sup>2</sup> including 350 nautical miles (NM). Pakistan coastline consists of 1100 km extended through border of India in southeast to border of Iran at northwest, having coasts at Sindh and Baluchistan province (Figure 1). Pakistani waters are rich in natural resources and fisheries potential from which Pakistan explore and exploit their aquatic assets (Snead, 1967). The Sindh coast consists of 348 km bordering with India and Hub River. In contrast to Baluchistan coast Sindh coast have sandy and sandy muddy bottom. The major areas of shelf expand about 80 miles in to Indus delta. The Sindh coast has many creeks network, having mangroves ecosystem which plays as a nursery ground for shrimps, finfish and shellfish resources (Snead, 1967; FAO, 2009). The Sindh coast have also many major fishing grounds such as Keti Bandar, Hajamro, Patiani, Khobar, Khuddi, Gharo, Phitti, Jhari, Ibrahim Hydri and Korangi. Because of rich mangrove ecosystem the Sonmiani bay in Balochistan creates best nursery grounds for the fishery. Sonmiani bay, Ormara, Pasni and Gwatar bay is also fishing grounds along Balochistan coast (FAO, 2009). In Pakistani waters 250 demersal fish species, 50 species of

small pelagic, 15 standard size pelagic fish species and 20 large size pelagic fishes, additionally 15 species of shrimp, 12 species of cephalopods and 5 lobster species are well reported (Bianchi, 1985; FAO, 2009).

Tigertooth croaker (*Otolithes ruber*) is a species under Sciaenidae family. This family is generally distributed in tropical and sub-tropical waters (Trewavas, 1977; Sasaki, 2001), whereas, *O. ruber* mostly distributed in Indo-Pacific Ocean (Brash and Fennessy, 2005). The Sciaenidae fish family is very important demersal fisheries resources of Pakistan. There are several studies on biology and stock assessment available on *O. ruber* around the world. Feeding habits of *O. ruber* is studied by Bandani *et al.* (2007) and primarily are lethargic carnivores (van-der-Elst, 1981). Numerous studies have been conducted on population dynamics of *O. ruber* from Indian waters (Rao *et al.*, 1992; Chakraborty, 1997; Santhosh, 2017), and from Persian Gulf, Iran (Niamaimandi *et al.*, 2003; Khodadadi *et al.*, 2010; Kamali *et al.*, 2006).

Limited work on Sciaenidae family has been done on growth and mortality parameters of *Otolithes cuvieri* and *Atrubucca alcocki* from Pakistani waters (Memon *et al.*, 2015, 2016). While, other research work on stock assessment and maximum sustainable yield has been done on different single species from Pakistani

waters (Kalhoro *et al.*, 2013, 2014a,b, 2015a,b, 2017a,b, 2018; Nadeem *et al.*, 2017; Afzaal *et al.*, 2016, 2018; Soomro *et al.*, 2015a,b; Razaq *et al.*, 2019). For better fishery management scientists and fishery managers mainly depends on outcomes of population dynamics (Hilborn and Walters, 1992), which is absent for *O. ruber*

fishery from Pakistani waters. Based on length frequency distribution, this is first attempt investigation on stock assessment of *O. ruber* from Balochistan coast, Pakistan. The findings of this study will help fishery managers to set fishing efforts particularly for this species from Pakistani water for better fishery management.

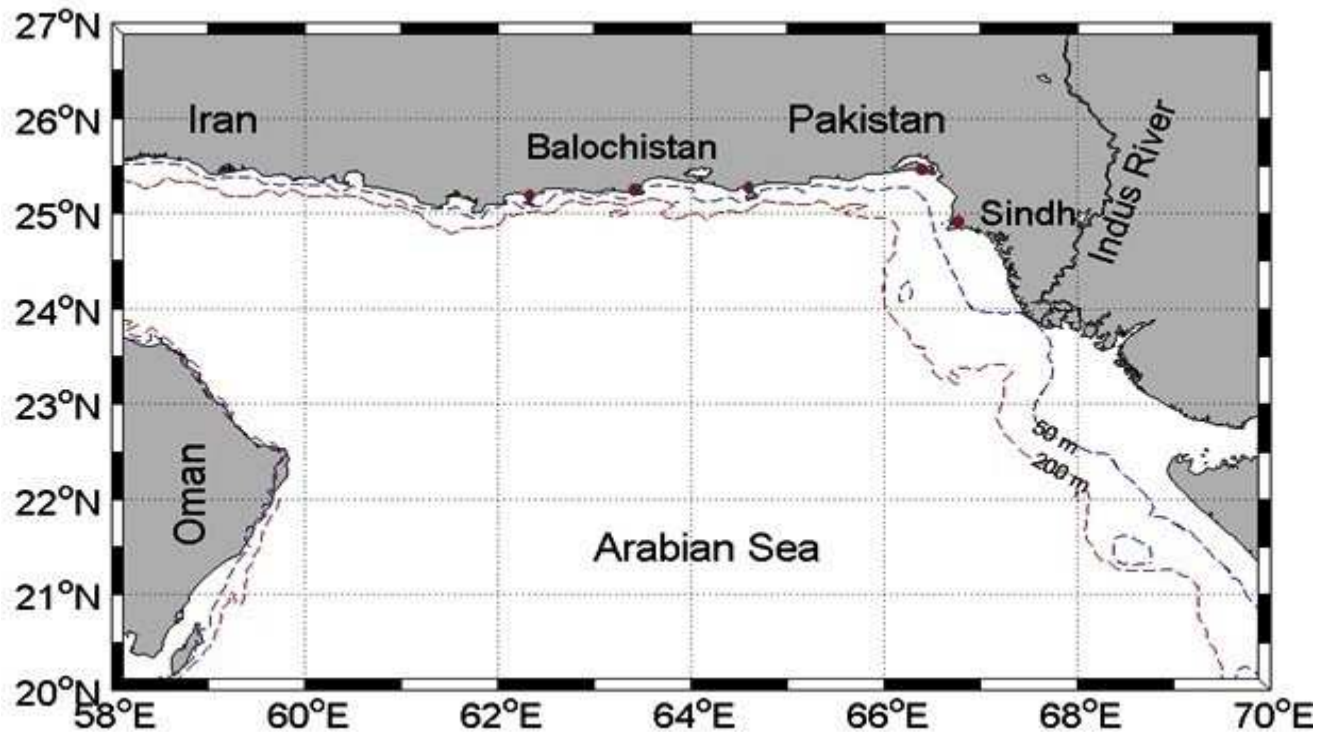


Fig. 1. Pakistan coast comprises on Sindh and Balochistan circles showing fish landing sites along coast and also showing Indus delta region with rich mangrove ecosystem.

## MATERIALS AND METHODS

**Collection of data:** Monthly basis samples were collected during February-December 2016 from different fish landing i.e. Sonmiani, Ormara, Pasni and Gwadar sites of Balochistan coast, Pakistan. Length frequency and length-weight relationship data were gathered during present study. Length was taken in centimeters (cm) and weight was measured in grams (g). Total 278 pair of length-weight relationship data of both sexes was examined. Whereas, total 4062 number of length frequency distribution data were gathered to evaluate growth rate, growth performance index, mortality rate and length-structure population analysis.

**Length-weight relationship:** The power equation:  $W = aL^b$  was used to compute length-weight relationship of 278 specimens of this species. W denotes weight in g, L denotes length (TL) in cm and a represents condition element and b is slope.

**Growth parameters:** Length frequency distribution data used into growth function of von Bertalanffy (VBGF) to evaluate length with age using equation:

$$L_t = L_\infty (1 - \exp(-k(t - t_0)))$$

, where  $L_t$  was size

at age  $t$ ,  $L_\infty$  was length infinity,  $K$  was growth rate,  $t_0$  was theoretical age at zero (Haddon 2011) and calculated by using Pauly (1983) empirical formula:  $\log_{10}(-t_0) = -0.3922 - 0.275 \log_{10} L_\infty - 1.038 \log_{10} k$

**Mortality parameters:** Total mortality (Z) was calculated by applying length-converted catch curve method (Pauly, 1983). The natural fish death (M) was determined by Pauly's empirical equation.  $\log_{10}(M) = -0.006 - 0.279 \log_{10} L_\infty + 0.654 \log_{10}(K) + 0.6434 \log_{10}(T)$

:  $L_\infty$  and  $K$  denotes VBGF growth parameters and  $T$  indicates annual sea temperature (26 °C). Exploitation rate (E) was calculated using:  $E = F / Z$  wherever,  $F$  is the fishing mortality and is calculated by  $F = Z - M$ .

**Growth performance index:** Growth performance index ( $\phi'$ ) of *O. ruber* was assessed by Pauly and Munro (1984) equation:

$$\phi' = \log_{10} k + 2 \log_{10} L_{\infty}$$

**Virtual population analysis (VPA):** Length structure VPA of *O. ruber* was calculated by applying length weight, growth, natural and fishing mortality rate values into FiSAT-II from Pakistani waters.

## RESULTS

**Length frequency data:** Total 4062 number of length frequency distribution data was gathered from February – December, 2016. Length frequency was assemble in length classes with 3 cm interval ranges from 3 to 33 cm, foremost length variety was 6 to 15 cm (Figure 2).

**Relation of length and weight:** Total 278 paired length-weight relationship data of combine sexes of *O. ruber* were measured. Total length size and weight range was from 3 to 33 cm and 2 to 406 g, respectively. Length-

weight relationship ( $a$  condition factor and slope  $b$ ) of combined sexes of *O. ruber* were at  $a=0.016xb^{2.829}$  ( $R^2 = 0.969$ ) (Figure 3).

**Growth parameters:** Electronic length frequency analysis method was used to evaluate von Bertalanffy growth function (VBGF) parameters of *O. ruber* from Balochistan, Pakistan. The obtained growth parameters were:  $L_{\infty} = 34.65$  cm and  $K = 0.83$  yr<sup>-1</sup> (Figure 4). Goodness-of-fit was at  $R_n = 0.344$  indicates that VBGF model is fit for length frequency data analysis, theoretical age at zero was calculated at  $t_0 = -0.185$ .

**Mortality parameters:** Using length frequency distribution data ( $n = 4062$ ) length converted catch curve method was used to assess total mortality ( $Z$ ), where total mortality was  $Z = 3.18$  yr<sup>-1</sup> with 95% confidential interval ( $CI = 2.73-3.63$ ) (Figure 5). However, natural death ( $M$ ) was determined by Pauly empirical equation with 26 °C average sea temperature of Pakistani marine waters and obtained at  $M = 1.465$  yr<sup>-1</sup>, while death of fish due to fishing activities ( $F$ ) was at  $Z-M = 2.171$  yr<sup>-1</sup>. The exploitation rate ( $E$ ) was computed from  $F/Z = 0.682$  yr<sup>-1</sup>.

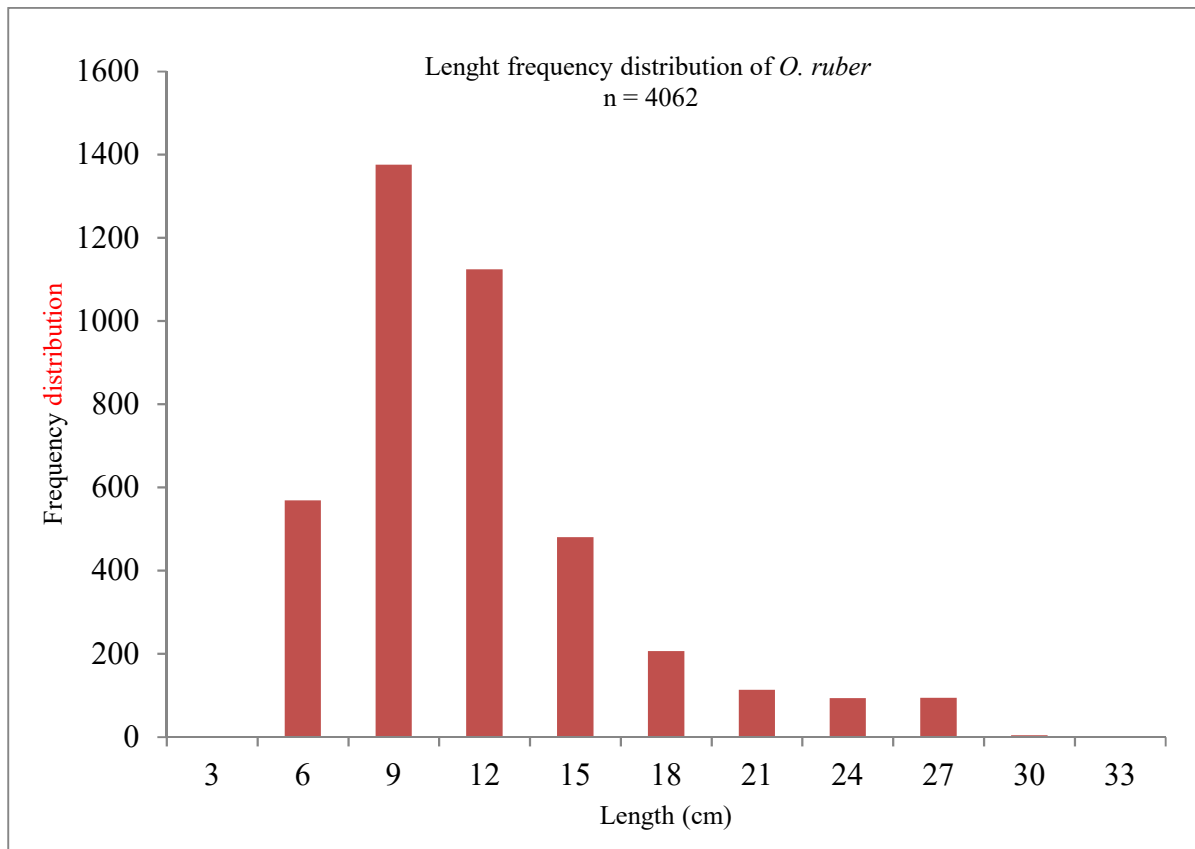


Fig. 2. Length size class of *O. ruber* from Balochistan coast, Pakistan during 2016.

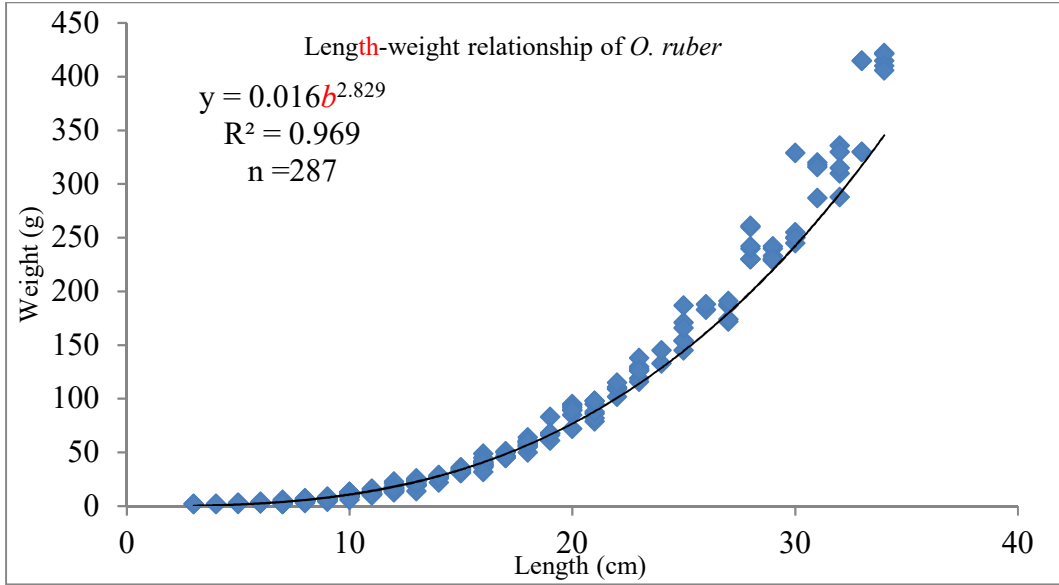


Fig. 3. Relation of length and weight of *O. ruber* Pakistan (Balochistan coast) during 2016.

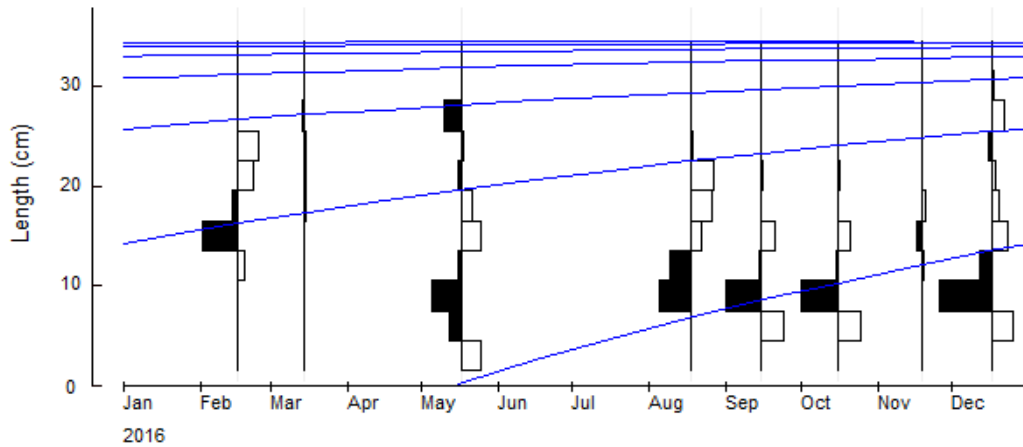


Fig. 4. The length frequency data (n =4062) of *O. ruber* fit with growth curve from Pakistan (Balochistan) during 2016

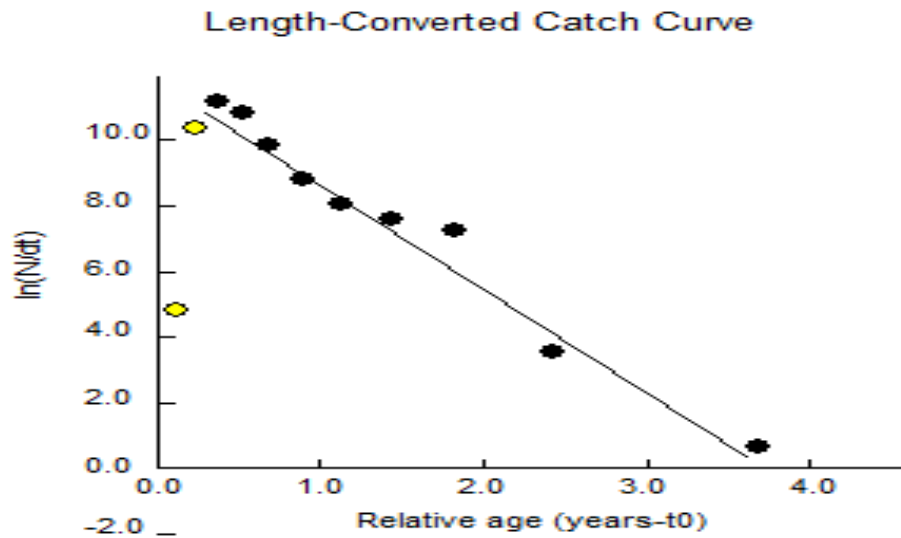


Fig. 5. Length converted catch curve was applied to calculate total mortality (Z) from Balochistan coast, Pakistan

**Growth performance index:** The estimated growth rate parameters ( $L_{\infty} = 34.65$  cm and  $K = 0.83$  yr<sup>-1</sup>) were used to obtain growth performance value. The assessed value of ( $\phi'$ ) for *O. ruber* in Pakistani waters was 2.608.

**Virtual population analysis:** Length structure VPA was estimated using length-weight and growth parameter values it was observed that fish loss are at smaller length size fish while fishing pressure is high from 16 to 33 cm fish species (Figure 6).

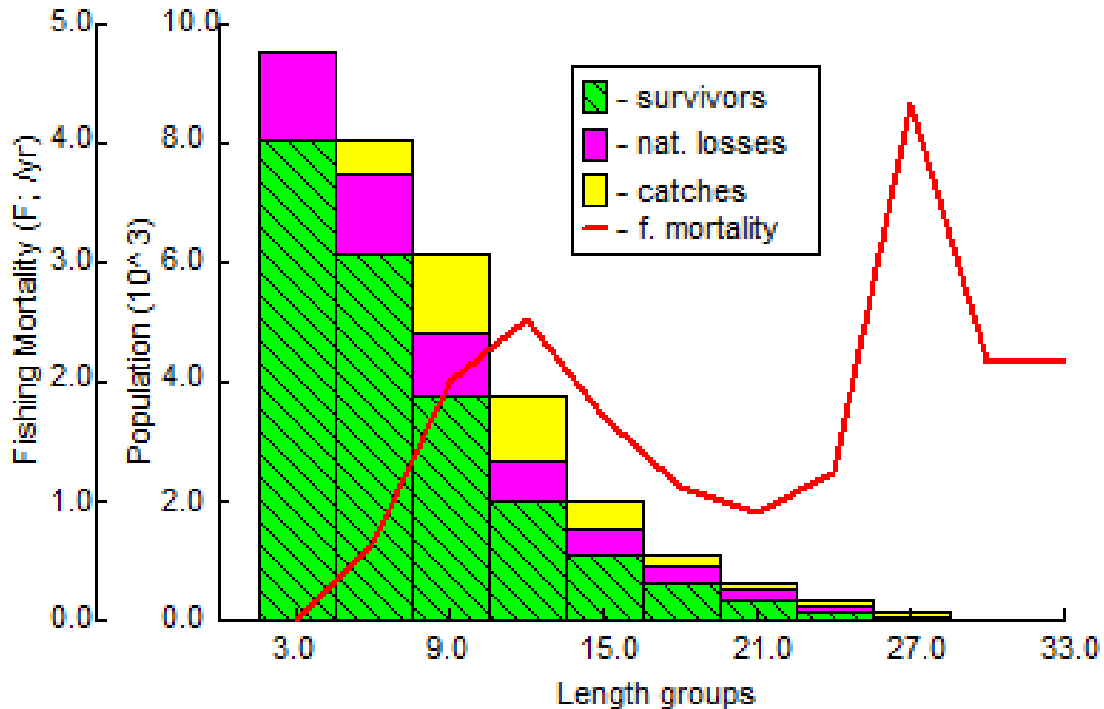


Fig. 6. Virtual population analysis indicates structure of fish length class caught during present investigations

## DISCUSSION

**Length-weight relationship:** Relation of length and weight, growth, growth performance index and mortality rate parameters are important aspects to evaluate stock status when species lives in higher food web (Lizama and Ambrosio, 2002). Length-weight relationship is basic parameter to know biology (eg. feed capacity, gonadal development and fish development) and stock assessment for fish species (Le-Cren, 1951, Abdurahiman *et al.*, 2004; Kalhoro *et al.*, 2014a). In general concept if slope  $b$  value is equal 3 or near to 3 that means fish has isometric growth and it will keep definite shape through life (Wootton, 1998).

However, slope  $b$  value  $< 3$  defines fish has allometric growth, whereas slope  $b$  greater than 3 denotes fish has isometric growth (Gayanilo and Pauly, 1997). Froese (2006) clarified that  $b=3$  represent that small fish has same form and possibly has same state as large fishes. In present study slope  $b$  value is 2.829 ( $R^2 = 0.969$ ) is close to value 3, which shows fish has isometric growth

of *O. ruber* from Balochistan, Pakistan. Commonly coefficient of determination also describes the goodness of fit ( $R^2$ ) value ranges from 0-1 (1-100%), whereas obtained values close to 1 ( $R^2 = 0.969$ ) indicates percentage of data better fitted in the model.

Present values were compared to findings of previous studies from different areas (Table 1). The value from India (Santhoshkumar *et al.*, 2014), Taiwan (Chu *et al.*, 2011), Iran (Raeisi *et al.*, 2011), South Africa (Torres, 1991) and Philippine (Palla *et al.*, 2018) are close to present outcomes. However, values from Iran (Eskandari, 2012) and South Africa (Fennessy, 2000) are slightly higher than current study, however most of the  $b$  values are similar or near to present research. This light variation in values may be due to different factors affecting on growth rate (length and weight) of fish. Availability of food, climate change, season of sample collection, different habitat and maturity of fish are most possible factors affecting growth of fishes (Biswas, 1993; Froese, 2006).

**Table 1. Length-weight relationship parameters compared to earlier findings from different waters.**

Area	<i>a</i>	<i>b</i>	R <sup>2</sup>	Reference
Persian Gulf, Iran	0.005	3.19	-	Eskandari, 2012
Persian Gulf, Iran	-	2.89	-	Raeisi <i>et al.</i> , 2012
India	0.018	2.834	0.885	Santhoshkumar <i>et al.</i> , 2014
South Africa	0.00049	3.13	-	Fennessy, 2000
South Africa	0.022	2.790	-	Torres, 1991
Taiwan	0.0300	2.630	0.830	Chu <i>et al.</i> , 2011
Philippines, Palawan	0.0150	2.73	0.910	Palla <i>et al.</i> , 2018
Kuwait	0.020	2.916	0.980	Hussain and Abdullah, 1977
Pakistan (Balochistan coast)	0.016	2.829	0.969	Present study

**Growth parameters:** Length frequency distribution data was used to estimate growth parameters, mostly age-structure data used to evaluate growth parameters. It is well known that age-structure data from otolith and scales reading is very hard and laborious therefore, length frequency data generally used to estimate growth rate (Sparre *et al.*, 1992). In present study, VBGF method used to estimate growth parameters. The obtained growth parameter values ( $L_{\infty}$  = 34.65 cm and  $K$  = 0.83 yr<sup>-1</sup>) were compared to previous studies from different areas (Table 2). It shows that most of growth rate values from Iran, Mozambique, South Africa and Kuwait are higher than present findings. However, rare values are similar or close to current study like from India and Philippine. Normally, it was observed that higher  $L_{\infty}$  values have smaller  $K$  value indicates larger asymptotic length and lower growth curve have lower natural mortality rate (Beverton and Holt, 1957). These both parameters are relatively correlated to each other higher  $K$  values have lower values  $L_{\infty}$  (Pauly and Morgan, 1987). The compared growth performance index ( $\phi'$ ) values from

India (2.82) and Philippines (2.60) (Bhuyan *et al.*, 2012; Ingles and Pauly, 1984) are similar to present study (2.608).

The obtained growth parameter values from current study is slightly different from previous studies which illustrates that different factors like availability of food and seasonal variations may affecting growth rate (Adam, 1980; Devaraj, 1981; Sparre *et al.*, 1992; Ciloglu, 2005). Different analysis methods, different data set samples size from different catching method and sampling time may also give variation in results. For the estimated VBGF growth rate is a non-parametric system, which is typically used for length frequency analysis which is basically ad hoc basis and is not depend on calculating cohort distribution parameters directly. However, this method does not draw a strong hypothesis about distribution of sizes in cohorts. Lengths of model of every cohort are fixed to depend upon a curve described by growth models such as VBGF model, thus it makes a strong hypothesis regarding growth (Pitcher, 2002).

**Table 2. Growth rate parameters from present study is compared to previous study from different areas.**

Area	$L_{\infty}$	$K$	$\phi'$	References
Iran	65.0	0.41	-	Farkhondeh, 2018
Iran	67.57	0.27	-	Eskandari, 2012
Bushehr, Iran	50.0	1.5	-	Niamaimandi, 1990
Bushehr, Iran	56.0	1.2	-	Niamaimandi, 1999
Iran	58.0	0.8	-	Niamaimandi, 2003
Hormozgan, Iran	61.5	0.32	-	Niamaimandi, 1999
Khozestan, Iran	46.6	0.43	-	Niamaimandi, 1999
Bushehr, Iran	56.0	0.8	-	Niamaimandi, 1999
India	37.28	0.27	-	Santhosh, 2017
India, Cochin	31.5	0.67	2.82	Bhuyan <i>et al.</i> , 2012
India, Maharashtra	39.8	0.52	-	Chakraborty, 1997
South Africa	41.9	0.31	-	Jennifer and Fennessy, 2005
Sofala Bank, Mozambique	45.8	0.32	-	Schultz, 1992
Sofala Bank, Mozambique	42.9	0.14	-	Gislason, 1985
Philippine, San Miguel Bay	29.5	0.46	2.60	Ingles and Pauly, 1984
Kuwait	56.0	0.38	-	Almatar, 1993
Pakistan (Balochistan coast)	34.65	0.83	2.608	Present study

$L_{\infty}$  = length infinity,  $K$  = growth curve,  $\phi'$  = growth performance index.

**Mortality rate:** Mortality shows death rate of fish from population size, the total mortality is estimated as sum of natural and fishing mortality. However, mortality rate may vary from time to time (Gayaniilo *et al.*, 2003; Sparre and Venema, 1998). The estimated mortality rate parameters i.e. natural mortality ( $M = 1.465$ ), fishing mortality ( $F = 2.171$ ), total mortality ( $Z = 3.18$ ) and exploitation rate ( $E = 0.682$ ) are compared to previous studies from different regions (Table 3). Overall mortality rate parameters are higher than earlier studies, there is little difference in natural mortality whereas fishing mortality and total mortality is higher than present findings. The exploitation rate is higher than previous

studies and greater than exploitation limit (Gulland, 1971; Patterson, 1992).

The overall values are higher than other regions of the world. This is may be this species have higher commercial demand from Pakistani waters and fishermen using their most of efforts to catch this commercial fish. Referring to the Gulland (1971) exploitation rate should be less than 0.5, if it is higher than prescribed value than stock may be considered at overexploitation state. Referring to Patterson (1992) exploitation rate must be lower than 0.4 level. Based on previous recommendations the obtained results of exploitation rate ( $E = 0.682$ ) indicates that stock of *O. ruber* fishery from Pakistani waters (Balochistan coast) is in overexploitation state.

**Table 3. Mortality and exploitation rate parameters compared to earlier studies from different areas of the world.**

Region	M	F	Z	E	References
Iran	0.7	1.25	1.95	-	Khudadadi <i>et al.</i> , 2010
Iran	1.24	1.46	2.7	0.55	Niamaimandi, 2003
Bushehr, Iran	1.95	1.72	3.67	0.47	Niamaimandi, 1990
Bushehr, Iran	1.6	2	3.6	0.55	Niamaimandi, 1999
Hormozgan, Iran	0.62	1.91	2.6	0.74	Niamaimandi, 1999
Khozestan, Iran	0.83	1.35	2.18	0.61	Niamaimandi, 1999
Bushehr, Iran	1.24	1.46	2.7	0.55	Niamaimandi, 1999
Philippines	1.04	0.42	1.46	-	Ingles and Pauly, 1984
Philippines	0.98	0.97	1.95	-	Ingles and Pauly, 1984
Pakistan (Balochistan coast)	1.465	2.171	3.18	0.682	Present study

M = Natural mortality, F = Fishing mortality, Z = Total mortality, E = Exploitation rate.

**Conclusion:** Preliminary investigation on stock assessment of *O. ruber* was conducted from Balochistan coast, Pakistan. The obtained results of length-weight relationship and growth are similar and near to previous studies. Which indicates that samples collected during present study fully represents the sample size of fish species from Pakistani waters (Balochistan coast). Little difference in growth parameters could be because of different localities and sample collecting methodology. However, mortality rate and exploitation rate parameters are higher than earlier studies it may be because of more commercial importance from Pakistani waters. Current study illustrates that stock of Tighertooth croaker (*O. ruber*) was in overexploitation state. Based on present findings it may be recommended that government agencies related to fisheries resources management must take some strategic steps to sustain stock of this fishery in Pakistani waters particularly from Balochistan coast. The fishery manager should educate local fishermen to not use small mesh size trawl so could save smaller fish to grow at least mature size so they can breed at once. The fishery manager should declare fishing ban period especially during breeding season of this fish. The fishery management departments and fishery research institute and universities should work together to get solution for better fishery management.

**Acknowledgments:** The authors are highly indebted to worthy Vice Chancellor Prof. Dr. Dost Muhammad Baloch, Lasbela University of Agriculture Water and Marine Sciences, and thanks to Dr. Abdul Hakeem, Dr. Azra Bao and Dr. Shazia Imran for their technical and data analysis help. Authors are also grateful to the laboratory technical staff of Faculty of Marine Sciences.

**Funding:** The present work supported by HEC funded project of startup research grant program awarded to Dr. Muhsan Ali Kalhoro. No: 21-333/SRGP/R&D/HEC/2014, and Central Public-interest Scientific Institution Basal Research Fund, CAFS, P.R. China (No: 2018GH03) to Dr. Zhang Kui.

## REFERENCES

- Abdurahiman, K. P., Harishnayak, T., Zacharia, P. U. and K. S Mohamed (2004). Length-weight relationship of commercially important marine fishes and shellfishes of the Southern Coast of Karnataka., India J. World Fish., 27: 9-14
- Adam, P. (1980). Life history pattern in marine fishes and their consequences for fisheries management. Fish. Bull., 78: 1-12

- Afzaal, Z., M.A. Kalhor, M.A. Buzdar, A. Nadeem, F. Saeed, A. Haroon, and I. Ahmed (2016). Stock assessment of blue swimming crab *Portunus pelagicus* (Linnaeus, 1758) from Pakistani waters (northern Arabian Sea). *Pakistan J. Zool.* 48 (5): 1531 -1 541
- Afzaal, Z., M.A. Kalhor, M.A. Buzdar S. Tariq, M. Shafi, A. Nadeem, S. Imran, F. Saeed, M. Sohail, R. Hassan, A. Haroon, H. Shah, and I. Ahmed (2018). Carapace length-weight and carapace length-width relationship of blue swimming crab from Pakistani waters. *Indian J. Geo-Mar. Sci.* 47(04): 890-896
- Almatrar, S. (1993). A comparison of length-related and age-related growth parameters of Nawaiby *Otolithes ruber* in Kuwait waters. *Naga ICLARM Q*, 16(1), 32-34.
- Bandani, Gh., Kiyabi, B. and R. Akrami (2007). The feeding study of tiger-toothed croaker (*Otolithes ruber* Bloch & Schneider, 1801) in coastal waters of Chabahar, Iran. *J. Agri. Sci. and Nat. Res.*, 14, 108–116.
- Beverton, R. J. H., and S. J. Holt (1957). *On the Dynamics of Exploited Fish Populations*, Fishery Investigations Series II, Ministry of Agriculture, Fisheries and food, London: 533pp
- Bhuyan, S.K., J.K. Jena, B.R. Pillai, P. Kumar and S.K. Chakraborty (2012). Studies on the growth of *Otolithes ruber* (Bloch & Schneider, 1801), *Johnius carutta* Bloch, 1793 and *Pennahia macrophthalmus* (Bleeker, 1850) from Paradeep coast, Orissa, India. *Indian J. Fish.* 59(2):89-93.
- Bianchi, G. (1985). FAO species identification sheets for fishery purpose. Field guide to the commercial and brackish-water species of Pakistan, prepared with the support of PAK/77/033 and FAO (FIRM) Regular Program, Rome: FAO. 200p.
- Biswas, S. P. (1993). *Manual of methods in fish biology*: (South Asia Publishers PVT. Ltd. New Delhi) 195p.
- Brash, J. M., and S. T. Fennessy (2005). A preliminary investigation of age and growth of *Otolithes ruber* from KwaZulu-Natal, South Africa, Western Indian Ocean, *J. Mar. Sci* 4(1): 21-28.
- Chakraborty, S. K., Deshmukh, V. D., Khan, M. Z. Kuber Vidyasagar, and S. G. Raje (1997). Estimates of growth, mortality, recruitment pattern and maximum sustainable yield of important fishery resources of Mahartashtra coast. *Indian J. Mar. Sci.*, 26: 53-56
- Chu, W.S., J.P. Wang, Y.Y. Hou, Y.-T. Ueng, and P.H. Chu (2011). Length-weight relationships for fishes off the southwestern coast of Taiwan. *Afr. J. Biotechnol.* 10(19):3945-3950. <http://dx.doi.org/10.5897/AJB10.2074>
- Ciloglu, E. (2005). Determination of the recruitment to stock and reproduction period for flounder (*Platichthys flesus luscus* Pallas, 1811) along the Trabzon-Rize coast, eastern Black Sea. *Turkish J.Vet. Ani. Sci.*, 29, 43- 48
- Devaraj, M. (1981). Age and growth of the three species of seerfishes *Scomberomorus commerson*, *S. guttatus*, *S. lineolatus*. *Indian J. Fish.*, 28: 104-127
- Eskandari, Gh., Savari, A., Kochanian, P, and A. Taghavi Motlagh (2012). Age and growth, length at first maturity of *Otolithes ruber* in the northwestern part of the Persian Gulf, based on age estimation using otolith, *Iranian J. Fish. Sci.*, 11(1): 13-27.
- FAO. (2009). *Fishery and aquaculture profile*. FAO's Fisheries Department, Rome, pp. 1-18
- Farkhondeh, G, M. Safaie, E, Kamrani, T. Valinassab (2018). Population parameters and reproductive biology of *Otolithes ruber* (Bloch & Schneider, 1801) (Teleostei: Sciaenidae) in the northern Makran Sea, Iran. *J. Ichthyol.*, 5(3): 173-183
- Fennessy, S. T. (2000). Aspects of the biology of four Species of Sciaenidae from the east coast of South Africa. *Estuar. Coast. Shelf. Sci.* 50: 259-269
- Froese, R. (2006). Cube law, condition factor and weight-length relationship, History, meta-analysis and recommendations, *J. App Ichth.* 22: 241-253.
- Gayanilo, Jr. F. C., and D. Pauly (1997). FAO-ICLARM Stock Assessment Tools (FiSAT) Reference Manual Comparative Information Series (Fish No (8), Rome, 262
- Gayanilo, F. C., Sparre, P., and D. Pauly (2003). FAO ICLARM Stock Assessment Tool (FiSAT-II), User's guide FAO Computerized Information Series (Fisheries), No. 8, Rome, FAO, 266.
- Gislason, H. (1985). A short note on the available information about demersal fish on the shallow part of the Sofala Bank. *Instituto de Investigaçao Pesqueira, Rev. Invest. Pes. (Maputo)*, 13: 83-95.
- Gulland, J.A. (1971). *Fish resources of the ocean. FAO Fisheries Technical Paper* (97). West Byfleet, Survey, Fishing News Books Ltd. pp. 425
- Haddon, M. (2011). *Modeling and Quantitative Methods in Fisheries*, Chapman & Hall/ CRC Press London, 449
- Hilborn, R., and C. J. Walters (1992). *Quantitative fisheries stock assessment: choice, dynamics and uncertainty* (Chapman & hall, New York, 1992); R. Hilborn, *S. Afr. J. Mar. Sci.* 12: 975p.
- Hussain, N. A., and M. A. S. Abdullah (1977). The length-weight relationship spawning season and food habits of six commercial fishes in Kuwaiti waters, *Ind. J. Fish.* 24(1/2): 181-194
- Ingles, J. and D. Pauly (1984). An atlas of the growth, mortality and recruitment of Philippines fishes.

- ICLARM Tech. Rep. 13. 127 p. International Center for Living Aquatic Resources Management, Manila, Philippines.
- Jennifer, B. and S.T., Fennessy (2005). A Preliminary Investigation of Age and Growth of *Otolithes ruber* from KwaZulu-Natal, South Africa. Western Indian Ocean, J. Mar. Sci. 4(1): 21-28
- Kalhor, M.A., Q. Liu, K.H. Memon, M.S. Chnag, and A.N. Jatt (2013). Estimation of maximum sustainable yield of Bombay duck, *Harpodan neherus* fishery in Pakistan using the CEDA and ASPIC packages. Pakistan J. Zool. 45 (6): 1757-1764.
- Kalhor, M.A., Q. Liu, B. Waryani, K.H. Memon, M.S. Chang, and K. Zhang (2014a). Population dynamics of Japanese threadfin bream *Nemipterus japonicus* from Pakistani waters. Acta. Oceanol. Sin. 33: 1 -9. <https://doi.org/10.1007/s13131-014-0401-1>
- Kalhor, M.A., Q. Liu, B. Waryani, S.K. Panhwar, and K.H. Memon (2014b). Growth and mortality of Brushtooth lizardfish *Saurida undosquamis* from Pakistani waters. Pakistan J. Zool. (46(1):139-151.
- Kalhor, M.A., Q. Liu, K.H. Memon, B. Waryani, and S.H. Soomro (2015a). Maximum sustainable yield of greater lizardfish *Saurida tumbil* fishery in Pakistan using CEDA and ASPIC packages, Acta Oceanolo. Sin. 34, 68-73. <https://doi.org/10.1007/s13131-014-0463-0>
- Kalhor, M.A., Q. Liu, T. Valinassab, B. Waryani, K.H. Memon, and A.R. Abbasi (2015b). Population dynamics of Greater lizardfish *Saurida tumbil* from Pakistani waters. Pakistan J. Zool.. 47:3, 47-55
- Kalhor, M.A., D. Tang, H.J. Ye, E. Morozov, Q. Liu, K.H. Memon, and M.T. Kalhor (2017a). Population dynamics of Randall's threadfin bream *Nemipterus randalli* from Pakistani waters, northern Arabian Sea. Indian. J. Mari. Sci. 46:551 -561.
- Kalhor, M.T, M. Yongtong, M.A. Kalhor, M.A. Mahmood, S.S.B. Hassan, M. Muhammad, and P.R. Tushar (2017b). Stock assessment of Indian Scad, *Decapterus russelli* in Pakistani waters and its impact on national economy. Fish. Aqua. J. 8: 1 -10.
- Kalhor, M.A., D. Tang, H.J. Ye, E. Morozov, S. Wang, and M.A. Buzdar (2018). Fishery appraisal of family Portunidae *Portunus* spp. Using different surplus production models from Pakistani waters, northern Arabian Sea. Pakistan J. Zool., 50, (1): 135-141.
- Kamali, E., Dehghani, R., Behzadi, S. and K. Ejlali (2006). A study on the some specials of biological javelin grunter (*Pomadasys kaakan*), tigertooth croaker (*Otolithes ruber*) and spotted croaker (*Protonibea dicanthus*) in Hormozgan waters, Final report in Persian. Iranian Fisheries Research Organization, 91p.
- Khudadadi, M., Emami, F., Mohammadi, G. and S. Riazi (2010). Estimation of mortality coefficients of *Otolithes ruber* (perciformes) in Khuzestan province of south Iran. J. Env. Res. Develop.. 4(4): 917-922
- Le-Cren, C.P. (1951). Length-weight relationship and seasonal cycle in gonad weight and condition in the Perch (*Perca fluviatilis*). J. Anim. Ecol., 20: 201-219.
- Lizama, M. D. A. P. and A. M. Ambrosio (2002). Condition factor in nine species of fish of the characidea family in the upper Parana River flood plain, Brazil, Braz. J. Biol., 62 (1)
- Memon, K.H., Q. Liu, M.A. Kalhor, A.N. Mirjat, M.S. Chang (2015). Stock assessment of lesser tiger toothed croaker *Otolithes cuvieri* from northern Arabian Sea. Indian J. Mar. Sci. 44(1): 63-68
- Memon, K.H., Q. Liu, M.A. Kalhor, W. Baradi, and A. Nabi (2016). Estimation of growth and mortality parameters of croaker *Atrubucca alcocki* from Pakistani water. J. Agriculture, Sci. Tech, 18:669-679
- Nadeem, A., M.A. Kalhor, M.A. Buzdar, S. Tariq, M. Shafi, Z. Afzaal, H. Shah, F. Saeed, A. Haroon, and I. Ahmed (2017). Growth, mortality and exploitation rate of *Sardinella longiceps* (Valenciennes, 1847) from Pakistani waters based on length frequency distribution data. Indian J. Geo-Mar. Sci. 46(08):1693 -1703
- Niamimandi, N. and G. Mohammadi (1990). Biological study of bottom trowel in Persian Gulf, Final report. Fish. res. inst, Theran, Iran., 85
- Niameimandi, N. (1999). Determining and studying the population dynamic, reproduction and mortality dynamics and MSY in *Otolithes ruber* (Bushehr province waters), M. S. Thesis in Persian. Islamic Azad University, North Tehran Branch, p. 114.
- Niamaimandi, N., Fatemi M.R. and A. Taghavi (2003). Fisheries company of Iran. Growth and mortality parameters of the tigertooth croaker (*Otolithes ruber*) were estimate from length frequency data collected during trawl surveys in the Persian Gulf (Bushehr waters) from 1997–1998. Pajouhesh va Sazandegi. 60: (51-55). In Persian abstract in English
- Palla, H.P., H.B. Pagliawan, E.F. Rodriguez, B.S.M.G.T. Cacho, B.J. Gonzales, C. Bonnell and T. Fowler (2018). Length-weight relationship of marine fishes from Palawan, Philippines. the Palawan Scientist 10:17-28.

- Patterson, K. (1992). Fisheries for small pelagic species: An empirical approach to management targets, *Reviews in Fish Biology and Fisheries*, 2 (4): 321-338.
- Pauly, D. (1983). Some simple methods for the assessment of tropical fish stocks. *FAO Fish. Tech. Pap.* (234): 52 p.
- Pauly, D. and J.I. Munro (1984). Once more on the comparison of growth in fish and invertebrates. *Fish Byte*, 2: 21-23.
- Pauly, D. and G.R. Morgan (1987). *Length-based methods in fisheries research*. ICLARM Conference Proceedings 13. Int. Cent. Living Aquat. Resourc. Manage., Manila, Philippines, and Kuwait Inst. Sci. Res., Safat, Kuwait, pp. 468.
- Pitcher, T. J. (2002). A bumpy old road: Size-base methods in fisheries assessment. In: *Hand book of Fish Biology and Fisheries: 2, Fisheries*. Hart, P.J.B., and Reynolds, J.D., (Eds.) Blackwell Publishing, Oxford, 189-210
- Raeisi H., Daliri M., Paighambari S.Y., Shabani M.J., Bibak M., Davoodi R. (2011). Length-weight relationships, condition factors and relative weight of five fish species of Bushehr waters, Northern Persian Gulf. *African J. Biotechnology*, 10: 19181-19186.
- Raeisi, H., Paighambari, S.Y., Davood, R., Bibak, M., and S. A. Hosseini (2012). Length-weights relationship and relative weights of some demersal species from Persian Gulf Iran, *Afr. J. Agr. Res.* 7 (5): 741-746.
- Rao, T. Appa., R.S. Lal Mohan, S.K. Chakraborty, V. Sriramachandra Murty, K.V. E. Somasekaran Nair, Vivekanandan and S.G. Raje (1992). Stock assessment of sciaenid resources of India. *Indian J. Fish.*, 39 (1 &2): 85-103
- Razaaq, S., M.A. Kalhor, A.M. Memon, M.A. Buzdar, M. Shafi, F. Buzdar (2019). Fishery stock assessment of *Megalaspis cordyla* by using non equilibrium surplus production models in the Arabian Sea coast of Pakistan. *J. Ani. Plant Sci.*, 29(1):132-140.
- Santhoshkumar, S., C.B.T. Rajagopalsamy, P. Jawahar and T. Francis (2014). Length – Weight Relationship of *Otolithes ruber* (Schneider, 1801) from Thoothukudi coast, Tamil Nadu, India, *International J. Fish. Aqu. Studies*, 1(3):911
- Santhosh, K. S, CBT Rajagopalsamy, P. Jawahar, N. Jayakumar and P. Pavinkumar (2017). Growth and mortality characteristics of *Otolithes ruber* (Schneider, 1801) exploited off Thoothukudi Coast, Tamil Nadu. *J. Entomology and Zool. Studies.*, 5(4): 1746-1749
- Sasaki, K. (2001). Sciaenidae. Croakers (drums). In: *FAO species identification guide for fishery purposes. The living marine resources of the Western Central Pacific. Volume 5. Bony fishes part 3 (Menidae to Pomacentridae)* (K.E. Carpenter & V.H. Niem eds) pp. 3117-3125. *FAO: Rome*.
- Schultz, N. (1992). Preliminary investigations on the population dynamics of *Otolithes ruber* (Sciaenidae) on Sofala Bank, Mozambique. *Rev. Invest. Pesq. (Maputo)*, 21, 41-49.
- Snead, R. E. (1967). Recent Morphological changes along the coast of West Pakistan. *Ann. Ass. Amer. Geog.*, 57 (3): 550-565
- Soomro, S.H, Q, Liu, M. A. Kalhor, A. M. Memon, S.B.Shah, M. T. Kalhor, and Y. Han (2015a). Maximum sustainable yield estimates of Indian squid *Uroteuthis (photololigo) duvaucelii* (D'Orbigny, 1835) from Pakistani waters using ASPIC and CEDA software. *Lasbela, U. J. Sci. Technl.*, 4: 1 -9.
- Soomro, S.H, Q, Liu, M. A. Kalhor, K. H. Memon, Z, Kui, and B. Lio (2015b). Growth and mortality parameters of Indian Squid *Uroteuthis (Phtololigo) duvaucelii* (D'Orbigny, 1835) from Pakistani waters (Arabian Sea) based on length frequency data. *Indian. J. Mari. Sci.* 44(10):1598-1603
- Sparre, P., and S.C. Venema (1998). *Introduction to tropical fish stock assessment, Part 1: Manual*, *FAO Technical Paper No. 306*
- Sparre, P., Ursin, E. and S. C. Venema (1992). *Introduction of tropical fish stock assessment, Part 1 Manual*. *FAO Fisheries Technical Paper No. 306/1*, Italy, Rome. *FAO*, pp. 33
- Torres, F.S.B. Jr. (1991). Tabular data on marine fishes from Southern Africa, Part I. Length-weight relationships. *Fishbyte*, 9(1):50-53.
- Trewavas, E. (1977). The Sciaenid fishes of Indo-West Pacific, *Transactions of the Royal Society London*, 33: 253-541.
- Van-der-Elst, R. (1981). *A guide to the common sea fishes of southern Africa*. C. Struik, Cape Town: 367 pp.
- Wootton, R. J. (1998). *Ecology of Teleost Fishes*, *Kluwer Academic Publishers. Dordrecht*, pp. 386. *The Netherlands*.